
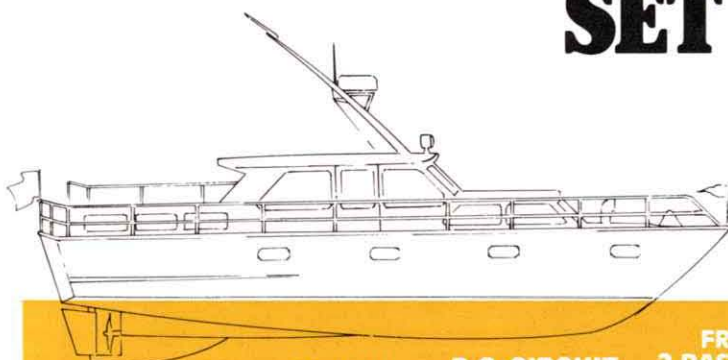


WESTERBEKE 11.0 KW MARINE DIESEL GENERATOR SET

A small, reliable, smooth running Generator Set for all your shipboard needs; 120 volt electrical power at the turn of a switch for: Electric Cooking, Microwave Oven, Refrigeration, Cabin Appliances, Power Tools, and Navigation/Communication Equipment. Like all Westerbeke Generator Sets, it is fresh water cooled with an Engine mounted Heat Exchanger. The Engine and Generator are connected through special "Commonized" Drive Discs, Flywheel and Flywheel Housing into a compact, carefully aligned Generator Set. The complete unit is mounted on lightweight rails through soft flexible Isolator Mounts that prevent the transfer of vibration. A lightweight removable Drip Tray is fitted under the unit between the mounting rails. The Engine is fitted with an Electric Fuel Pump and Self-Priming Fuel System that eliminates hand priming and bleeding. Cast iron cylinder head and block plus swirl type combustion chamber plus tuned air intake silencer produce quiet running unmatched in the industry.

The Westerbeke 11.0 is lightweight, safe, dependable, durable, and economical to operate. Designed to operate at a quiet 1800 RPM, the Westerbeke 11.0 offers 4 cylinder 4 cycle smoothness to provide electrical conveniences usually found only on larger boats.

FOR POWER OR SAILBOAT ... A NEW SERIES OF DIESEL GENERATOR SETS FROM WESTERBEKE.



GENERATORS: 3, 4.4, 7.7, 11, 12.5, 15, 20, 25, 32, 45

Fresh Water Cooled Diesel Generators from Westerbeke.

WESTERBEKE 11.0 KW MARINE DIESEL GENERATOR

WESTERBEKE 11.0 KW

RATING: 11.0 kw, 1 phase, 1.0 power factor, 3 phase, 0.8 power factor.

VOLTAGE: Model 614 — four lead reconnectable, 120 volt, 2 wire, 92 amps; 120/240 volt, 3 wire, 46 amps. (Consult factory for 3 phase information.)

FREQUENCY: 60 Hertz (50 Hertz available at reduced out-put. Consult factory.)

DESIGN: Four pole revolving armature with no D.C. brushes or commutator. Inherently regulated with solid state rectifier type self-excitation. A.C. slip rings, drip proof construction, single bearing design. Connection to the engine is by a semi-flexible drive disc for positive alignment.

VOLTAGE REGULATION: ± 7% no load to full load.

FREQUENCY REGULATION: 3 Hertz (5%) no load to full load.

INSULATION: Class "F" as defined by NEMA MG1-1.65.

TEMPERATURE RISE: Within NEMA MG1-22.40 definition when operating at full load.

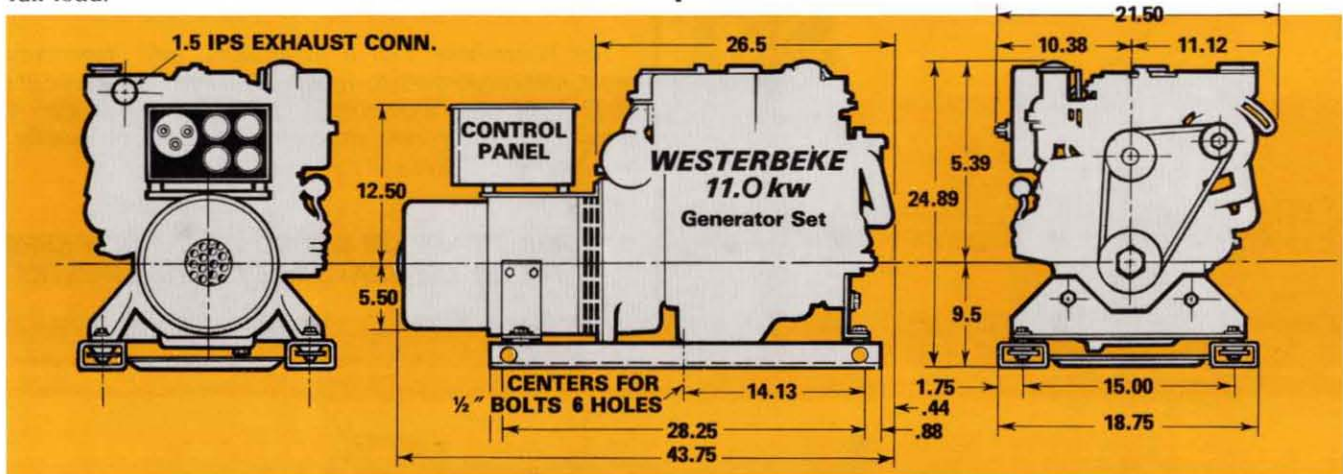
COOLING: Centrifugal type blower, direct connected.

RADIO INTERFERENCE LEVEL: Capacitors minimize interference within the limits of most commercial and civilian applications.

ARMATURE: Balanced laminated steel, double dipped and baked.

FIELD RING: Thick hot rolled steel with welded bearing support bracket. Machined as an assembly for precise bearing alignment.

BEARING: Pre-lubricated ball bearing, double sealed with anti-rotation lock.



ENGINE

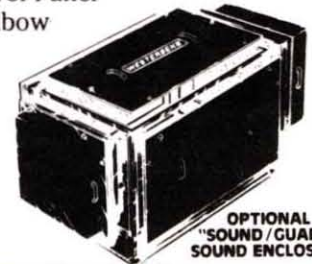
- Engine Type 4 cycle, water cooled, naturally aspirated, vertical overhead valve, diesel engine
- Cylinder arrangement 4 cylinders in line
- Bore & Stroke 2.87" x 3.07" (73mm. x 78mm.)
- Displacement 80 cubic inch (1.305 litre)
- Compression ratio 23 to 1
- Cooling water capacity 8½ Qts.
- Rotation SAE Std. (clockwise facing front end)
- Fuel Injection Pump Bosch Distributor Type
Individual plunger for each cylinder, cam driven in a precision housing machined in block for rigidity and accuracy.
- Injectors Pintle type
- Combustion Chamber Swirl type for easy starting and quiet operation
- Total weight 660 lbs.
- Governor Mechanical centrifugal type
- Fuel filter Paper element type
- Lubricating device, Forced lubrication by trochoid pump
- Lub. oil filter Full flow, spin on, paper element type
- Lub. oil capacity with filter 6.15 Qts.
- Starting motor Geared electric motor, 12 Volt.
- Starting aid 12 Volt sheathed type glow plug
- Fuel pump Electric plunger type
- Rated RPM 1800
- Max. Hp. at rated RPM 18.4 HP
- Full load fuel consumption approx 1.1 GPH

STANDARD EQUIPMENT

- 12 Volt 50 Ampere Alternator • Coolant recovery tank
- Fresh water cooling system • Operators Manual
- Air Intake Silencer • 12 Volt Starting Motor
- Vibration Isolators • Control Panel
- Water Injected Exhaust Elbow



STANDARD MOUNTED PANEL



OPTIONAL "SOUND/GUARD" SOUND ENCLOSURE

OPTIONAL EQUIPMENT

- Hydro Hush Silencer • "Sound/Guard"
- Remote Instrument Panel • 15' Cable for remote Panel
- Ship to Shore Transfer Switch

OR CONTACT THE . . .



J. H. WESTERBEKE CORP.


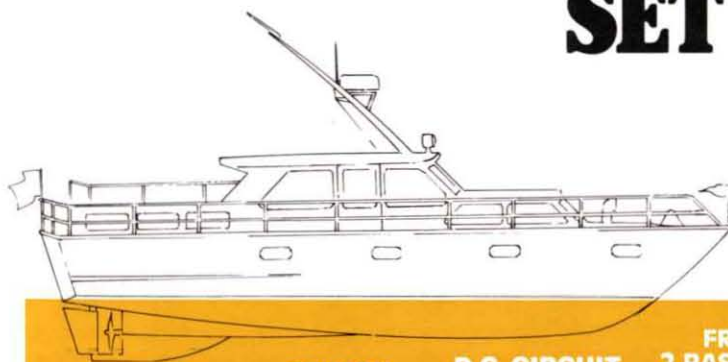
Avon Industrial Park, Avon, MA 02322, (617) 588-7700
Cable: Westcorp, Avon, Telex: 92-4444

WESTERBEKE 11.0 KW MARINE DIESEL GENERATOR SET

A small, reliable, smooth running Generator Set for all your shipboard needs; 120 volt electrical power at the turn of a switch for: Electric Cooking, Microwave Oven, Refrigeration, Cabin Appliances, Power Tools, and Navigation/Communication Equipment. Like all Westerbeke Generator Sets, it is fresh water cooled with an Engine mounted Heat Exchanger. The Engine and Generator are connected through special "Commonized" Drive Discs, Flywheel and Flywheel Housing into a compact, carefully aligned Generator Set. The complete unit is mounted on lightweight rails through soft flexible Isolator Mounts that prevent the transfer of vibration. A lightweight removable Drip Tray is fitted under the unit between the mounting rails. The Engine is fitted with an Electric Fuel Pump and Self-Priming Fuel System that eliminates hand priming and bleeding. Cast iron cylinder head and block plus swirl type combustion chamber plus tuned air intake silencer produce quiet running unmatched in the industry.

The Westerbeke 11.0 is lightweight, safe, dependable, durable, and economical to operate. Designed to operate at a quiet 1800 RPM, the Westerbeke 11.0 offers 4 cylinder 4 cycle smoothness to provide electrical conveniences usually found only on larger boats.

FOR POWER OR SAILBOAT ... A NEW SERIES OF DIESEL GENERATOR SETS FROM WESTERBEKE.



W

GENERATORS: 3, 4.4, 7.7, 11, 12.5, 15, 20, 25, 32, 45

Fresh Water Cooled Diesel Generators from Westerbeke.

WESTERBEKE 11.0 KW

WESTERBEKE 11.0 KW MARINE DIESEL GENERATOR

RATING: 11.0 kw, 1 phase, 1.0 power factor, 3 phase, 0.8 power factor.

VOLTAGE: Model 614 — four lead reconnectable, 120 volt, 2 wire, 92 amps; 120/240 volt, 3 wire, 46 amps. (Consult factory for 3 phase information.)

FREQUENCY: 60 Hertz (50 Hertz available at reduced out-put. Consult factory.)

DESIGN: Four pole revolving armature with no D.C. brushes or commutator. Inherently regulated with solid state rectifier type self-excitation. A.C. slip rings, drip proof construction, single bearing design. Connection to the engine is by a semi-flexible drive disc for positive alignment.

VOLTAGE REGULATION: ±7% no load to full load.

FREQUENCY REGULATION: 3 Hertz (5%) no load to full load.

INSULATION: Class "F" as defined by NEMA MG1-1.65.

TEMPERATURE RISE: Within NEMA MG1-22.40 definition when operating at full load.

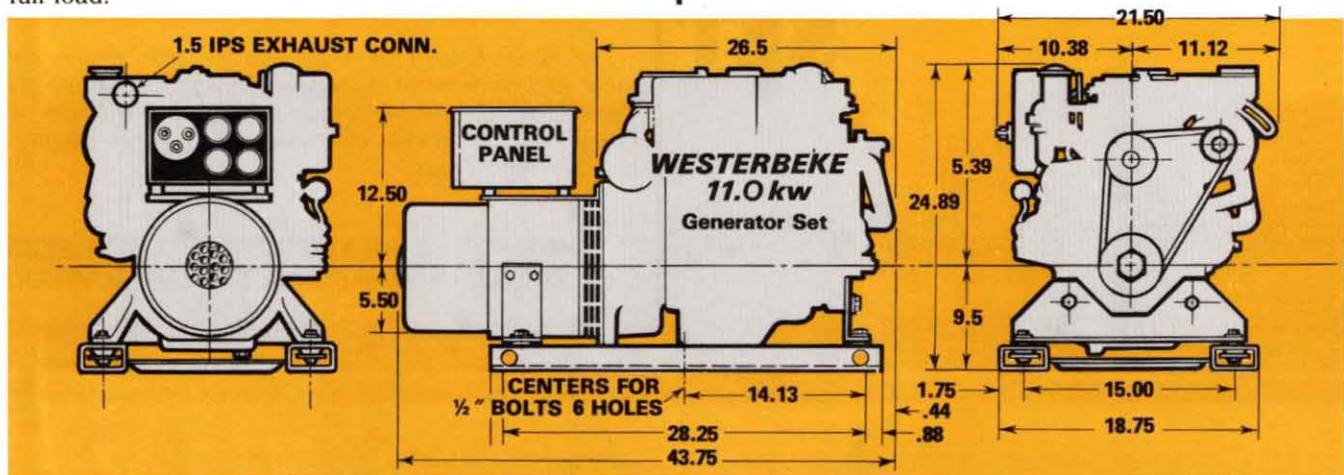
COOLING: Centrifugal type blower, direct connected.

RADIO INTERFERENCE LEVEL: Capacitors minimize interference within the limits of most commercial and civilian applications.

ARMATURE: Balanced laminated steel, double dipped and baked.

FIELD RING: Thick hot rolled steel with welded bearing support bracket. Machined as an assembly for precise bearing alignment.

BEARING: Pre-lubricated ball bearing, double sealed with anti-rotation lock.



ENGINE

- Engine Type 4 cycle, water cooled, naturally aspirated, vertical overhead valve, diesel engine
- Cylinder arrangement 4 cylinders in line
- Bore & Stroke 2.87" x 3.07" (73mm. x 78mm.)
- Displacement 80 cubic inch (1.305 litre)
- Compression ratio 23 to 1
- Cooling water capacity 8½ Qts.
- Rotation SAE Std. (clockwise facing front end)
- Fuel Injection Pump Bosch Distributor Type
Individual plunger for each cylinder, cam driven in a precision housing machined in block for rigidity and accuracy.
- Injectors Pintle type
- Combustion Chamber Swirl type for easy starting and quiet operation
- Total weight 660 lbs.
- Governor Mechanical centrifugal type
- Fuel filter Paper element type
- Lubricating device, Forced lubrication by trochoid pump
- Lub. oil filter Full flow, spin on, paper element type
- Lub. oil capacity with filter 6.15 Qts.
- Starting motor Geared electric motor, 12 Volt.
- Starting aid 12 Volt sheathed type glow plug
- Fuel pump Electric plunger type
- Rated RPM 1800
- Max. Hp. at rated RPM 18.4 HP
- Full load fuel consumption approx 1.1 GPH

STANDARD EQUIPMENT

- 12 Volt 50 Ampere Alternator • Coolant recovery tank
- Fresh water cooling system • Operators Manual
- Air Intake Silencer • 12 Volt Starting Motor
- Vibration Isolators • Control Panel
- Water Injected Exhaust Elbow



OPTIONAL EQUIPMENT

- Hydro Hush Silencer • "Sound/Guard"
- Remote Instrument Panel • 15' Cable for remote Panel
- Ship to Shore Transfer Switch

OR CONTACT THE . . .



J. H. WESTERBEKE CORP.


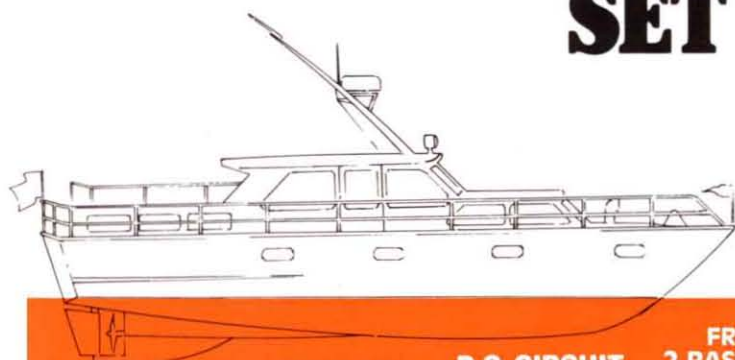
Avon Industrial Park, Avon, MA 02322, (617) 588-7700
Cable: Westcorp, Avon, Telex: 92-4444

WESTERBEKE 11.0 KW MARINE DIESEL GENERATOR SET

A small, reliable, smooth running Generator Set for all your shipboard needs; 120 volt electrical power at the turn of a switch for: Electric Cooking, Microwave Oven, Refrigeration, Cabin Appliances, Power Tools, and Navigation/Communication Equipment. Like all Westerbeke Generator Sets, it is fresh water cooled with an Engine mounted Heat Exchanger. The Engine and Generator are connected through special "Commonized" Drive Discs, Flywheel and Flywheel Housing into a compact, carefully aligned Generator Set. The complete unit is mounted on lightweight rails through soft flexible Isolator Mounts that prevent the transfer of vibration. A lightweight removable Drip Tray is fitted under the unit between the mounting rails. The Engine is fitted with an Electric Fuel Pump and Self-Priming Fuel System that eliminates hand priming and bleeding. Cast iron cylinder head and block plus swirl type combustion chamber plus tuned air intake silencer produce quiet running unmatched in the industry.

The Westerbeke 11.0 is lightweight, safe, dependable, durable, and economical to operate. Designed to operate at a quiet 1800 RPM, the Westerbeke 11.0 offers 4 cylinder 4 cycle smoothness to provide electrical conveniences usually found only on larger boats.

**FOR POWER OR SAILBOAT ... A NEW SERIES OF
DIESEL GENERATOR SETS FROM WESTERBEKE.**



GENERATORS: 3, 4.4, 7.7, 11, 12.5, 15, 20, 25, 32, 45

Fresh Water Cooled Diesel Generators from Westerbeke.

WESTERBEKE 11.0 KW MARINE DIESEL GENERATOR

WESTERBEKE 11.0 KW

RATING: 11.0 kw, 1 phase, 1.0 power factor, 3 phase, 0.8 power factor.

VOLTAGE: Model 614 — four lead reconnectable, 120 volt, 2 wire, 92 amps; 120/240 volt, 3 wire, 46 amps. (Consult factory for 3 phase information.)

FREQUENCY: 60 Hertz (50 Hertz available at reduced out-put. Consult factory.)

DESIGN: Four pole revolving armature with no D.C. brushes or commutator. Inherently regulated with solid state rectifier type self-excitation. A.C. slip rings, drip proof construction, single bearing design. Connection to the engine is by a semi-flexible drive disc for positive alignment.

VOLTAGE REGULATION: ± 7% no load to full load.

FREQUENCY REGULATION: 3 Hertz (5%) no load to full load.

INSULATION: Class "F" as defined by NEMA MG1-1.65.

TEMPERATURE RISE: Within NEMA MG1-22.40 definition when operating at full load.

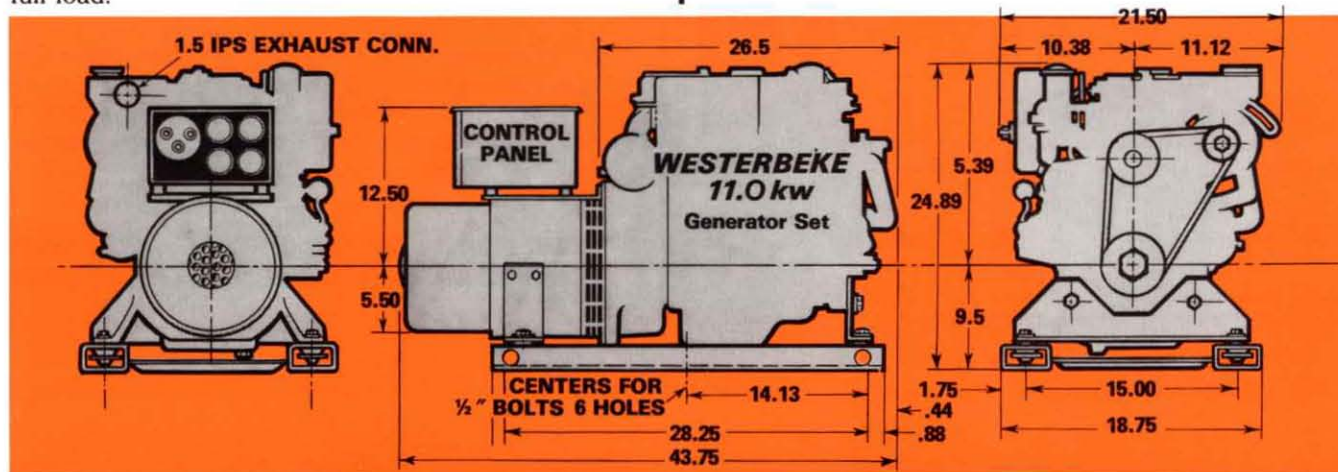
COOLING: Centrifugal type blower, direct connected.

RADIO INTERFERENCE LEVEL: Capacitors minimize interference within the limits of most commercial and civilian applications.

ARMATURE: Balanced laminated steel, double dipped and baked.

FIELD RING: Thick hot rolled steel with welded bearing support bracket. Machined as an assembly for precise bearing alignment.

BEARING: Pre-lubricated ball bearing, double sealed with anti-rotation lock.



ENGINE


- Engine Type 4 cycle, water cooled, naturally aspirated, vertical overhead valve, diesel engine
- Cylinder arrangement 4 cylinders in line
- Bore & Stroke 2.87" x 3.07" (73mm. x 78mm.)
- Displacement 80 cubic inch (1.305 litre)
- Compression ratio 23 to 1
- Cooling water capacity 8½ Qts.
- Rotation SAE Std. (clockwise facing front end)
- Fuel Injection Pump Bosch Distributor Type
Individual plunger for each cylinder, cam driven in a precision housing machined in block for rigidity and accuracy.
- Injectors Pintle type
- Combustion Chamber Swirl type for easy starting and quiet operation
- Total weight 660 lbs.
- Governor Mechanical centrifugal type
- Fuel filter Paper element type
- Lubricating device, Forced lubrication by trochoid pump
- Lub. oil filter Full flow, spin on, paper element type
- Lub. oil capacity with filter 6.15 Qts.
- Starting motor Geared electric motor, 12 Volt.
- Starting aid 12 Volt sheathed type glow plug
- Fuel pump Electric plunger type
- Rated RPM 1800
- Max. Hp. at rated RPM 18.4 HP
- Full load fuel consumption approx 1.1 GPH

STANDARD EQUIPMENT

- 12 Volt 50 Ampere Alternator • Coolant recovery tank
- Fresh water cooling system • Operators Manual
- Air Intake Silencer • 12 Volt Starting Motor
- Vibration Isolaters • Control Panel
- Water Injected Exhaust Elbow



STANDARD MOUNTED PANEL



OPTIONAL "SOUND/GUARD" SOUND ENCLOSURE

OPTIONAL EQUIPMENT

- Hydro Hush Silencer • "Sound/Guard"
- Remote Instrument Panel • 15' Cable for remote Panel
- Ship to Shore Transfer Switch



OR CONTACT THE . . .

J. H. WESTERBEKE CORP.




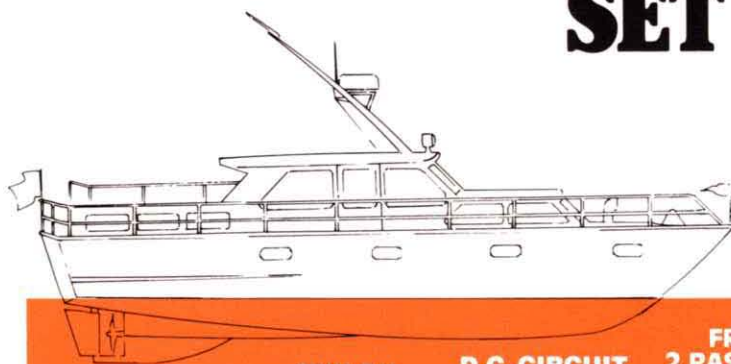
Avon Industrial Park, Avon, MA 02322, (617) 588-7700
Cable: Westcorp, Avon, Telex: 92-4444

WESTERBEKE 11.0 KW MARINE DIESEL GENERATOR SET

A small, reliable, smooth running Generator Set for all your shipboard needs; 120 volt electrical power at the turn of a switch for: Electric Cooking, Microwave Oven, Refrigeration, Cabin Appliances, Power Tools, and Navigation/Communication Equipment. Like all Westerbeke Generator Sets, it is fresh water cooled with an Engine mounted Heat Exchanger. The Engine and Generator are connected through special "Commonized" Drive Discs, Flywheel and Flywheel Housing into a compact, carefully aligned Generator Set. The complete unit is mounted on lightweight rails through soft flexible Isolator Mounts that prevent the transfer of vibration. A lightweight removable Drip Tray is fitted under the unit between the mounting rails. The Engine is fitted with an Electric Fuel Pump and Self-Priming Fuel System that eliminates hand priming and bleeding. Cast iron cylinder head and block plus swirl type combustion chamber plus tuned air intake silencer produce quiet running unmatched in the industry.

The Westerbeke 11.0 is lightweight, safe, dependable, durable, and economical to operate. Designed to operate at a quiet 1800 RPM, the Westerbeke 11.0 offers 4 cylinder 4 cycle smoothness to provide electrical conveniences usually found only on larger boats.

**FOR POWER OR SAILBOAT ... A NEW SERIES OF
DIESEL GENERATOR SETS FROM WESTERBEKE.**



GENERATORS: 4.4, 7.7, 11.0, 12.5, 15, 20, 30, 45

Fresh Water Cooled Diesel Generators from Westerbeke.

WESTERBEKE 11.0 KW MARINE DIESEL GENERATOR

WESTERBEKE 11.0 KW

RATING: 11.0 kw, 1 phase, 1.0 power factor, 3 phase, 0.8 power factor.

VOLTAGE: Model 614 — four lead reconnectable, 120 volt, 2 wire, 92 amps; 120/240 volt, 3 wire, 46 amps. (Consult factory for 3 phase information.)

FREQUENCY: 60 Hertz (50 Hertz available at reduced out-put. Consult factory.)

DESIGN: Four pole revolving armature with no D.C. brushes or commutator. Inherently regulated with solid state rectifier type self-excitation. A.C. slip rings, drip proof construction, single bearing design. Connection to the engine is by a semi-flexible drive disc for positive alignment.

VOLTAGE REGULATION: ± 7% no load to full load.

FREQUENCY REGULATION: 3 Hertz (5%) no load to full load.

INSULATION: Class "F" as defined by NEMA MG1-1.65.

TEMPERATURE RISE: Within NEMA MG1-22.40 definition when operating at full load.

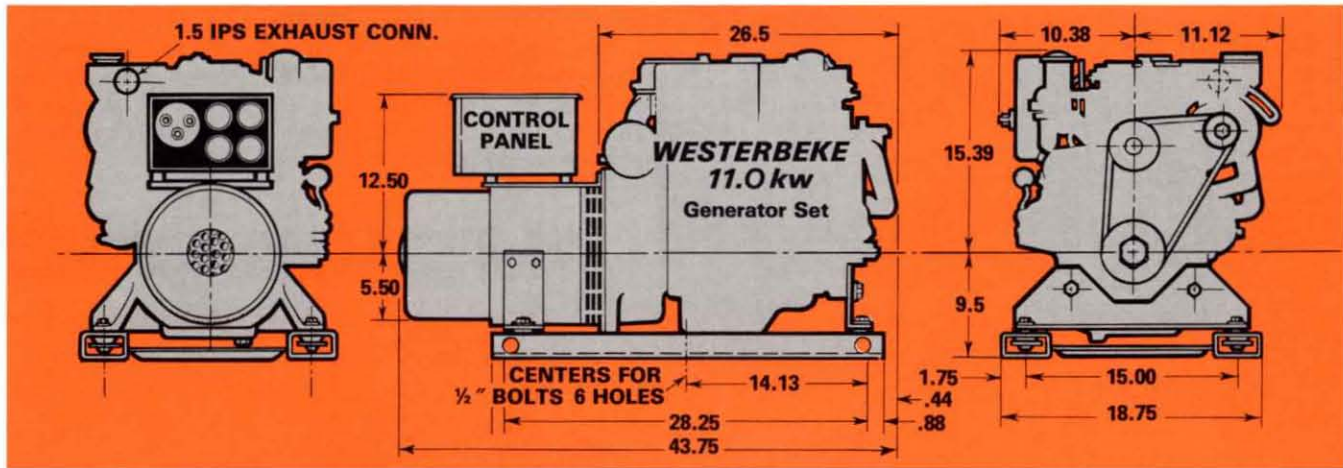
COOLING: Centrifugal type blower, direct connected.

RADIO INTERFERENCE LEVEL: Capacitors minimize interference within the limits of most commercial and civilian applications.

ARMATURE: Balanced laminated steel, double dipped and baked.

FIELD RING: Thick hot rolled steel with welded bearing support bracket. Machined as an assembly for precise bearing alignment.

BEARING: Pre-lubricated ball bearing, double sealed with anti-rotation lock.



ENGINE

- Engine Type 4 cycle, water cooled, naturally aspirated, vertical overhead valve, diesel engine
- Cylinder arrangement 4 cylinders in line
- Bore & Stroke 2.87" x 3.07" (73mm. x 78mm.)
- Displacement 80 cubic inch (1.305 litre)
- Compression ratio 23 to 1
- Cooling water capacity 8½ Qts.
- Rotation SAE Std. (clockwise facing front end)
- Fuel Injection Pump Bosch Distributor Type
Individual plunger for each cylinder, cam driven in a precision housing machined in block for rigidity and accuracy.
- Injectors Pintle type
- Combustion Chamber Swirl type for easy starting and quiet operation
- Total weight 660 lbs.
- Governor Mechanical centrifugal type
- Fuel filter Paper element type
- Lubricating device, Forced lubrication by trochoid pump
- Lub. oil filter Full flow, spin on, paper element type
- Lub. oil capacity with filter 6.15 Qts.
- Starting motor Geared electric motor, 12 Volt.
- Starting aid 12 Volt sheathed type glow plug
- Fuel pump Electric plunger type
- Rated RPM 1800
- Max. Hp. at rated RPM 18.4 HP
- Full load fuel consumption approx. 1.1 GPH

STANDARD EQUIPMENT

- 12 Volt 50 Ampere Alternator • Coolant recovery tank
- Fresh water cooling system • Operators Manual
- Air Intake Silencer • 12 Volt Starting Motor
- Vibration Isolaters • Control Panel
- Water Injected Exhaust Elbow



OPTIONAL EQUIPMENT

- Hydro Hush Silencer • "Sound/Guard"
- Remote Instrument Panel • 15' Cable for remote Panel
- Ship to Shore Transfer Switch



OR CONTACT THE . . .



J. H. WESTERBEKE CORP.


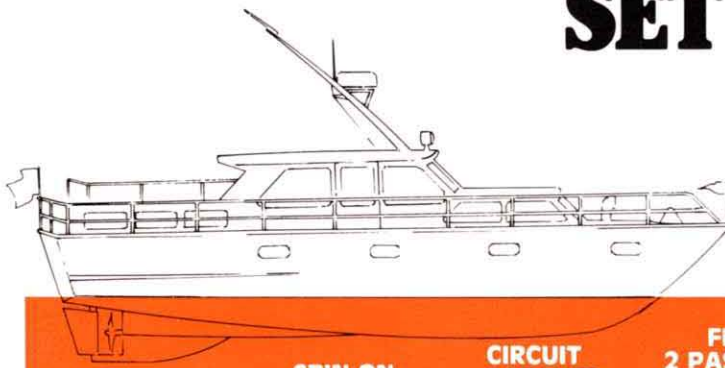
Avon Industrial Park, Avon, MA 02322, (617) 588-7700
Cable: Westcorp, Avon, Telex: 92-4444

WESTERBEKE 11.1 KW MARINE DIESEL GENERATOR SET

A small, reliable, smooth running Generator Set for all your shipboard needs; 120 volt electrical power at the turn of a switch for: Electric Cooking, Microwave Oven, Refrigeration, Cabin Appliances, Power Tools, and Navigation/Communication Equipment. Like all Westerbeke Generator Sets, it is fresh water cooled with an Engine mounted Heat Exchanger. The Engine and Generator are connected through special "Commonized" Drive Discs, Flywheel and Flywheel Housing into a compact, carefully aligned Generator Set. The complete unit is mounted on lightweight rails through soft flexible Isolator Mounts that prevent the transfer of vibration. A lightweight removable Drip Tray is fitted under the unit between the mounting rails. The Engine is fitted with an Electric Fuel Pump and Self-Priming Fuel System that eliminates hand priming and bleeding. Cast iron cylinder head and block plus swirl type combustion chamber plus tuned air intake silencer produce quiet running unmatched in the industry.

The Westerbeke 11.1 is lightweight, safe, dependable, durable, and economical to operate. Designed to operate at a quiet 1800 RPM, the Westerbeke 11.1 offers 4 cylinder 4 cycle smoothness to provide electrical conveniences usually found only on larger boats.

FOR POWER OR SAILBOAT ... A NEW SERIES OF DIESEL GENERATOR SETS FROM WESTERBEKE.



W

GENERATORS: 4.4, 7.7, 10, 11.1, 12.5, 15, 20, 30, 45

Fresh Water Cooled Diesel Generators from Westerbeke.

WESTERBEKE 11.1 KW MARINE DIESEL GENERATOR

WESTERBEKE 11.1 KW

RATING: 11.1 kw, 1 phase, 1.0 power factor, 3 phase, 0.8 power factor.

VOLTAGE: Model 614 — four lead reconnectable, 120 volt, 2 wire, 94 amps; 120/240 volt, 3 wire, 47 amps. (Consult factory for 3 phase information.)

FREQUENCY: 60 Hertz (50 Hertz available at reduced out-put. Consult factory.)

DESIGN: Four pole revolving armature with no D.C. brushes or commutator. Inherently regulated with solid state rectifier type self-excitation. A.C. slip rings, drip proof construction, single bearing design. Connection to the engine is by a semi-flexible drive disc for positive alignment.

VOLTAGE REGULATION: ±7% no load to full load.

FREQUENCY REGULATION: 3 Hertz (5%) no load to full load.

INSULATION: Class "F" as defined by NEMA MG1-1.65.

TEMPERATURE RISE: Within NEMA MG1-22.40 definition when operating at full load.

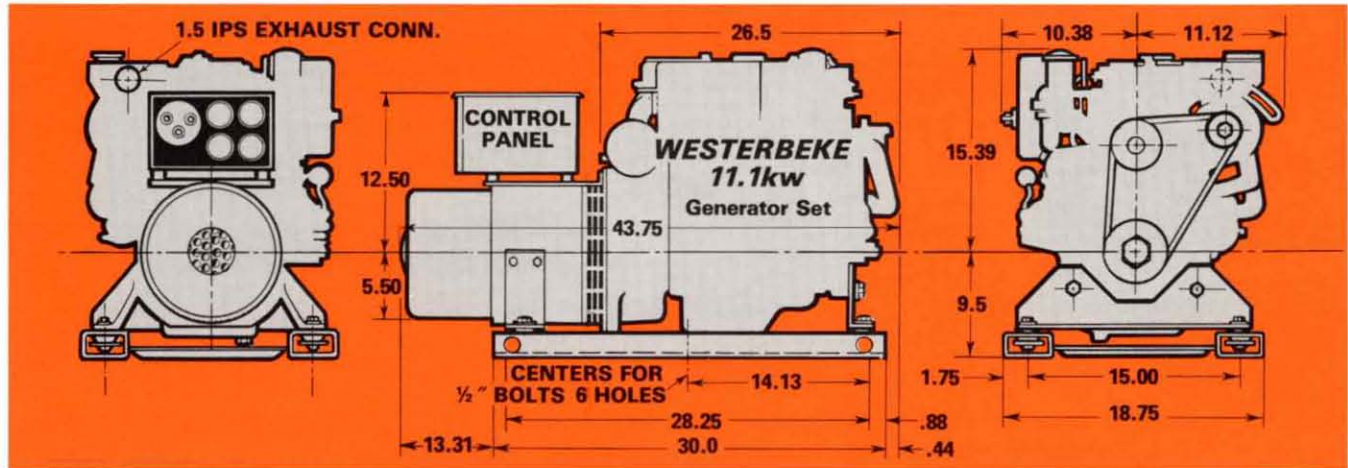
COOLING: Centrifugal type blower, direct connected.

RADIO INTERFERENCE LEVEL: Capacitors minimize interference within the limits of most commercial and civilian applications.

ARMATURE: Balanced laminated steel, double dipped and baked.

FIELD RING: Thick hot rolled steel with welded bearing support bracket. Machined as an assembly for precise bearing alignment.

BEARING: Pre-lubricated ball bearing, double sealed with anti-rotation lock.



ENGINE

- Engine Type 4 cycle, water cooled, naturally aspirated, vertical overhead valve, diesel engine
- Cylinder arrangement 4 cylinders in line
- Bore & Stroke 2.87" × 3.07" (73mm. × 78mm.)
- Displacement 80 cubic inch (1.305 litre)
- Compression ratio 23 to 1
- Cooling water capacity 8½ Qts.
- Rotation SAE Std. (clockwise facing front end)
- Fuel Injection Pump Bosch Distributor Type
Individual plunger for each cylinder, cam driven in a precision housing machined in block for rigidity and accuracy.
- Injectors Pintle type
- Combustion Chamber Swirl type for easy starting and quiet operation
- Total weight 660 lbs.
- Governor Mechanical centrifugal type
- Fuel filter Paper element type
- Lubricating device, Forced lubrication by trochoid pump
- Lub. oil filter Full flow, spin on, paper element type
- Lub. oil capacity 4 Qts.
- Starting motor Geared electric motor, 12 Volt.
- Starting aid 12 Volt sheathed type glow plug
- Fuel pump Electric plunger type
- Rated RPM 1800
- Max. Hp. at rated RPM 18.4 HP

STANDARD EQUIPMENT

- 12 Volt 50 Ampere Alternator • Coolant recovery tank
- Fresh water cooling system • Operators Manual
- Air Intake Silencer • 12 Volt Starting Motor
- Vibration Isolaters • Control Panel
- Water Injected Exhaust Elbow



OPTIONAL EQUIPMENT

- Hydro Hush Silencer • "Sound/Guard"
- Remote Instrument Panel • 10' Cable for remote Panel
- Ship to Shore Transfer Switch

OR CONTACT THE . . .

J. H. WESTERBEKE CORP.



Avon Industrial Park, Avon, MA 02322, (617) 588-7700
Cable: Westcorp, Avon, Telex: 92-4444